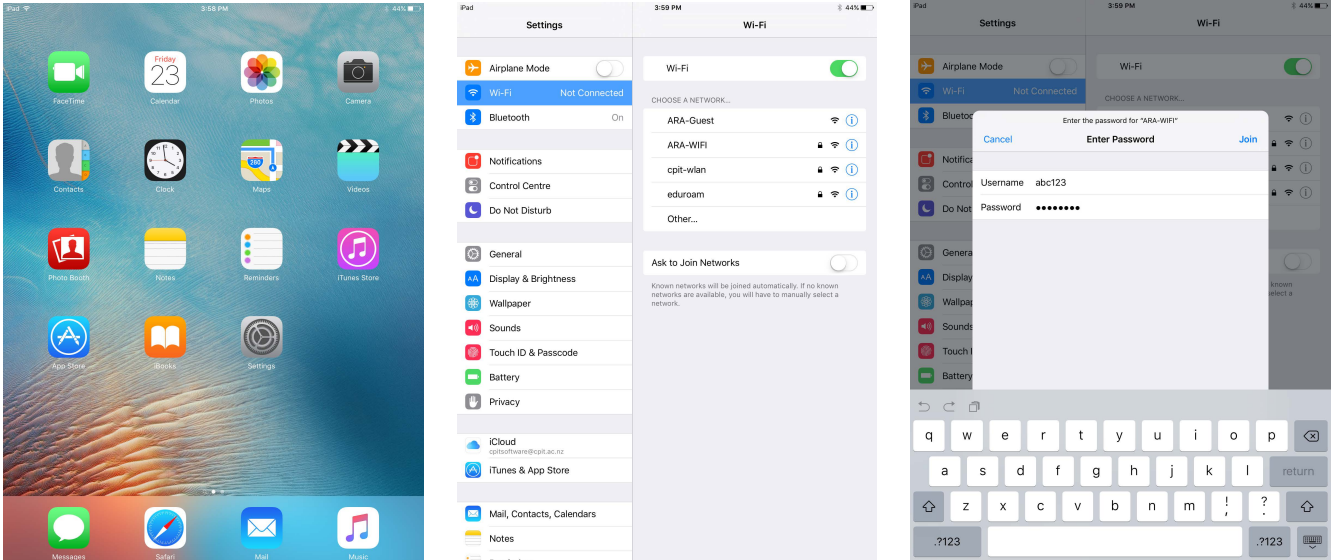
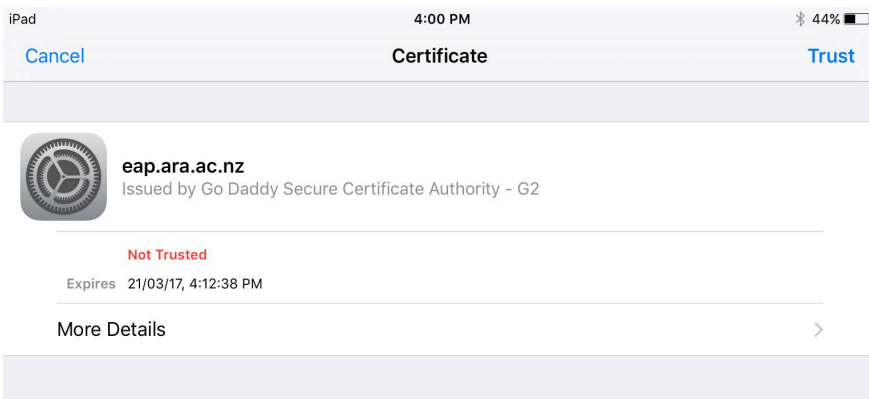


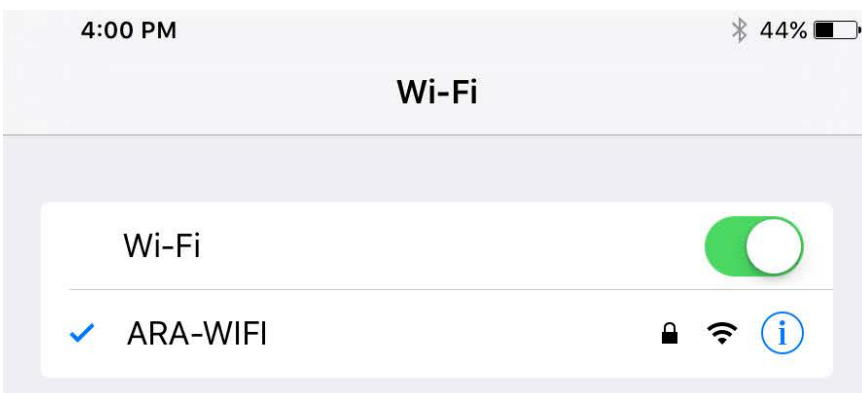
1. From the Home Screen open the settings app and select Wi-Fi. Select ARA-WIFI from the list.
2. Enter your everyday Moodle/Computer username and password and click Join.



3. Select Trust on the eap.ara.ac.nz Go Daddy Secure Certificate - Thumbprint: 69 D8 59 9B 14 03 CF B2 F0 1D E1 9A A8 AF 78 C1 C9 FF EB 7C.



4. Once connected, you will only have to reconnect your device to the wireless network if your Ara password changes.



For Help:

If you are still unable to connect or require further assistance please contact the ICT Service Desk on 940 8800, or email ICTServiceDesk@ara.ac.nz.